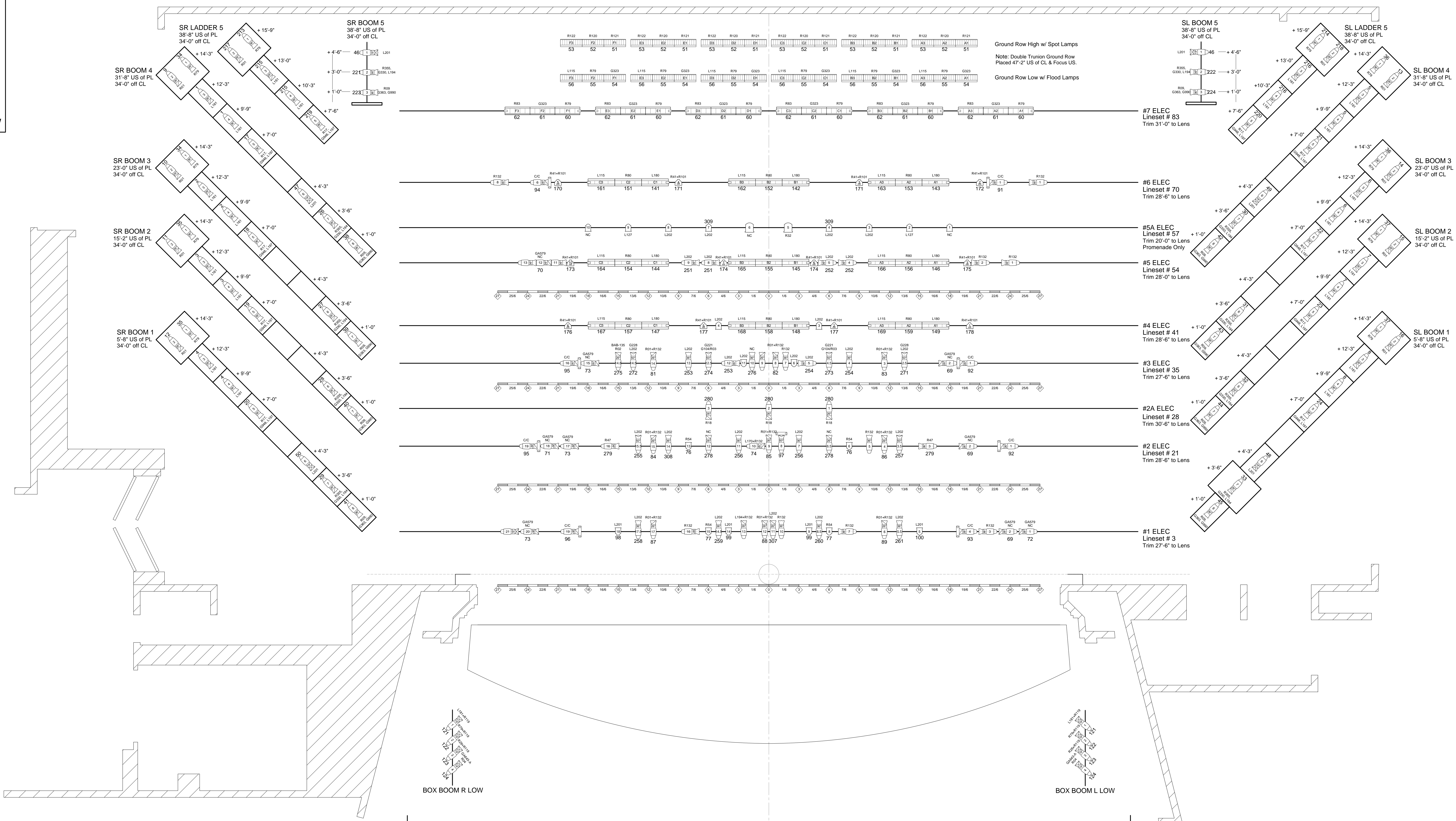
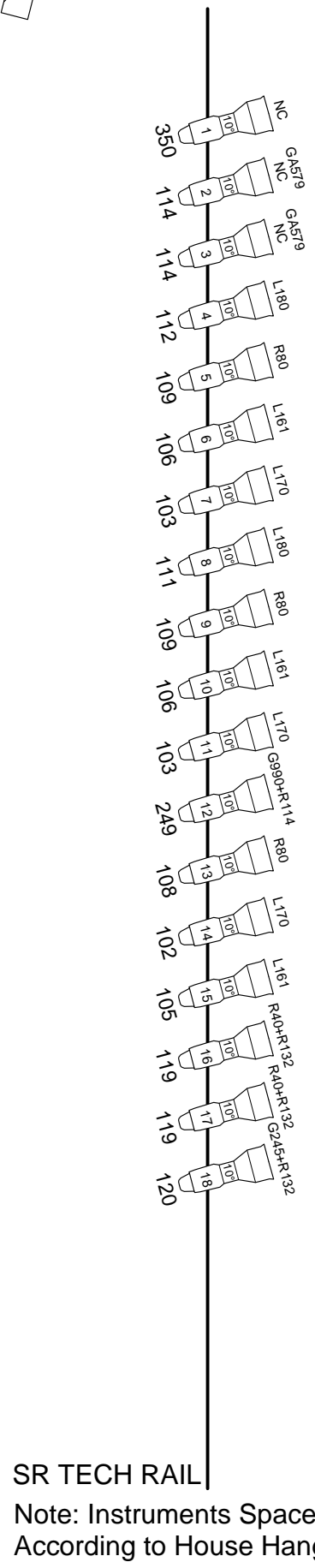


UTA BOOMS SECTION VIEW

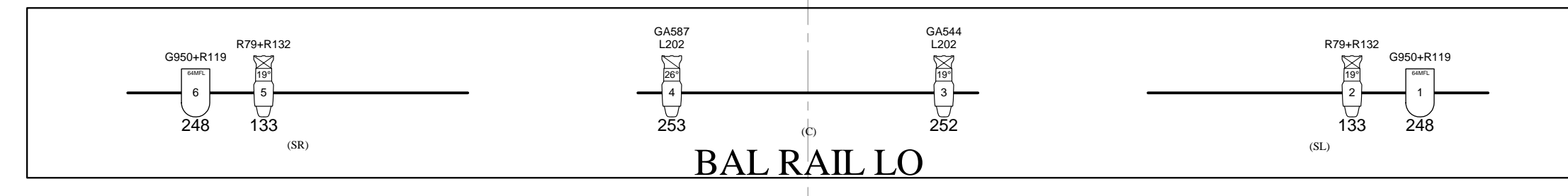


LINE	PL	INSTRUMENT	V-TIME	NOTES
30	50FT	50FT PAR WALL		
31	50FT	50FT PAR WALL		
32	49FT	49FT PAR WALL		
33	48FT	48FT PAR WALL		
34	47FT	47FT PAR WALL		
35	46FT	46FT PAR WALL		
36	45FT	45FT PAR WALL		
37	44FT	44FT PAR WALL		
38	43FT	43FT PAR WALL		
39	42FT	42FT PAR WALL		
40	41FT	41FT PAR WALL		
41	40FT	40FT PAR WALL		
42	39FT	39FT PAR WALL		
43	38FT	38FT PAR WALL		
44	37FT	37FT PAR WALL		
45	36FT	36FT PAR WALL		
46	35FT	35FT PAR WALL		
47	34FT	34FT PAR WALL		
48	33FT	33FT PAR WALL		
49	32FT	32FT PAR WALL		
50	31FT	31FT PAR WALL		
51	30FT	30FT PAR WALL		
52	29FT	29FT PAR WALL		
53	28FT	28FT PAR WALL		
54	27FT	27FT PAR WALL		
55	26FT	26FT PAR WALL		
56	25FT	25FT PAR WALL		
57	24FT	24FT PAR WALL		
58	23FT	23FT PAR WALL		
59	22FT	22FT PAR WALL		
60	21FT	21FT PAR WALL		
61	20FT	20FT PAR WALL		
62	19FT	19FT PAR WALL		
63	18FT	18FT PAR WALL		
64	17FT	17FT PAR WALL		
65	16FT	16FT PAR WALL		
66	15FT	15FT PAR WALL		
67	14FT	14FT PAR WALL		
68	13FT	13FT PAR WALL		
69	12FT	12FT PAR WALL		
70	11FT	11FT PAR WALL		
71	10FT	10FT PAR WALL		
72	9FT	9FT PAR WALL		
73	8FT	8FT PAR WALL		
74	7FT	7FT PAR WALL		
75	6FT	6FT PAR WALL		
76	5FT	5FT PAR WALL		
77	4FT	4FT PAR WALL		
78	3FT	3FT PAR WALL		
79	2FT	2FT PAR WALL		
80	1FT	1FT PAR WALL		

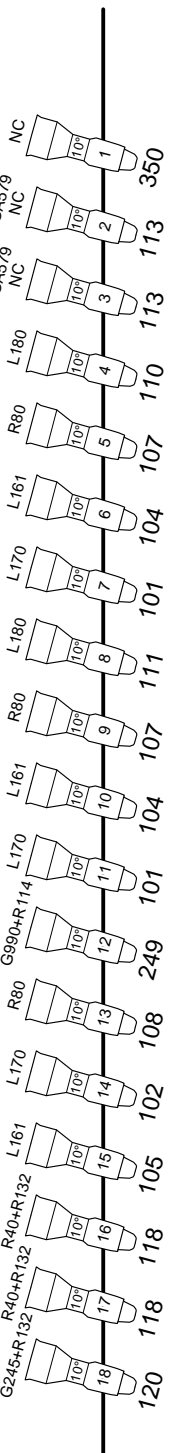
Instruments	Count
Source 4 50kg	30
Source 4 10kg	36
Source 4 18kg	23
Source 4 20kg	63
Source 4 30kg	70
Source 4 50kg	7
64 PAR MFL	12
67 PAR MFL	20
67 PAR MFL	2
PAR 56 Strip	1
PAR 56 Strip	4
Amber CYC	12
MR-16	12
Super Trooper II	0
Accessories	Count
The Scooter 7.5"	5



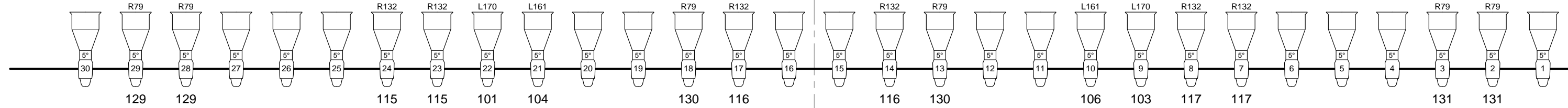
SR TECH RAIL  
Note: Instruments Spaced According to House Hang.



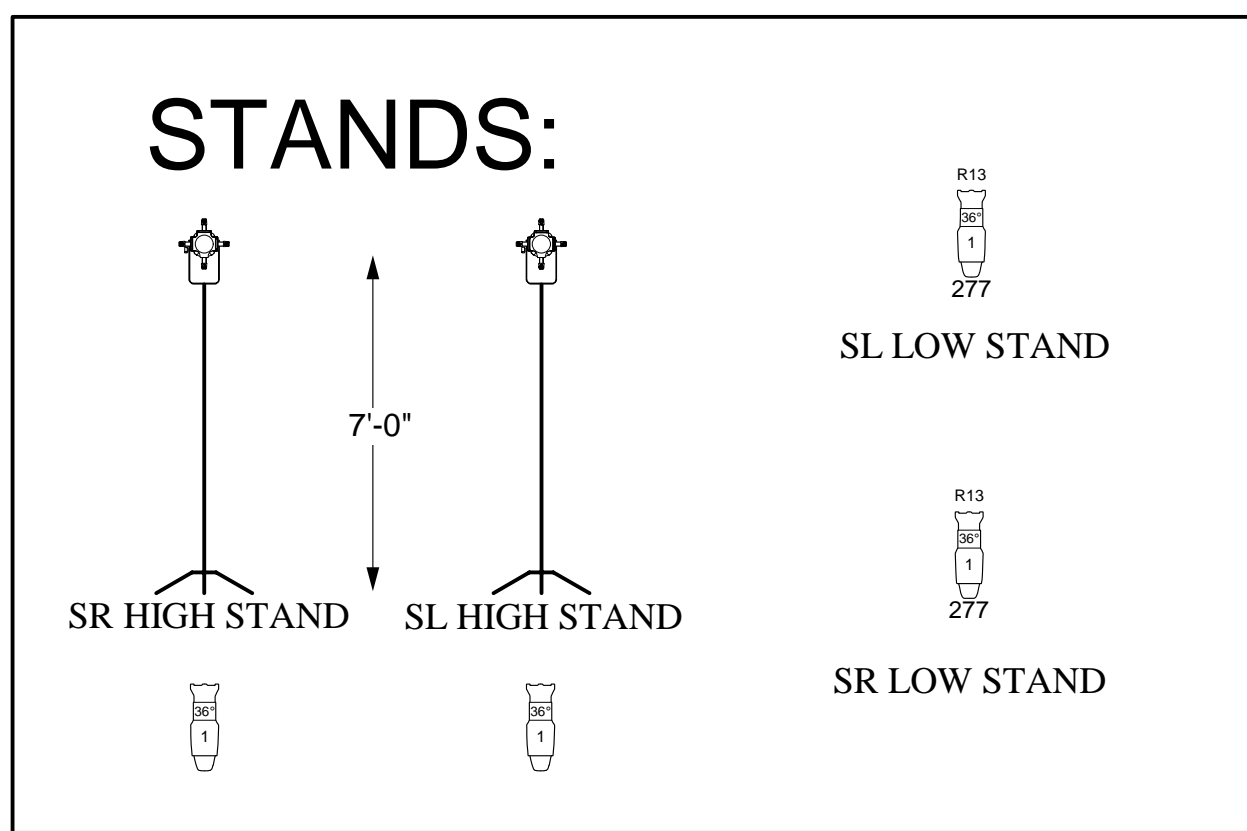
BAL RAILLO



SL TECH RAIL  
Note: Instruments Spaced According to House Hang.



FAR CATWALK  
Note: Instruments Spaced According to House Hang.



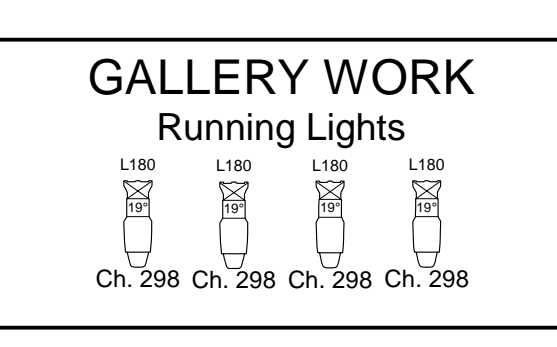
**NOTES:**

- All Pipe & Base Fixtures Should be hung using Sidearms if available.
- Always Refer to Instrument Schedule and Hookup for Detailed Information.
- See Lineset Schedule for Boom Placement & Trims.
- Onstage Works Placed per normal house practice.
- All Par 56 Strips focus DS.
- All CYCMR-16 Strips Focus US.
- MR-16 Ministrips Set-up Using Double Trunions and Black Masking.
- See Paperwork for Scroller & Twinstrip Info.
- Color Notes:  
1-NC-G990,G180,L118,L158,L106,L126,R56,R79,L116,L124,G780,G320,G110,G48,L201

**HAZE/FOG CH. INFO:**

SR off stage  
Ch. 246 Power  
Ch. 247 Flow

SL off stage  
Ch. 246 Power  
Ch. 247 Flow



**LIGHTING DESIGN:**  
**Tony Tucci & Chad R. Jung**  
4101 Crestview Drive  
Fort Worth, TX 76103  
chadol1@yahoo.com  
cell 817-291-5849

**PRODUCTION:**  
DUST, TX  
FOLLOW ME  
RHAPOSDY IN BLUE

April 26, 2006

**VENUE INFORMATION:**  
**BASS Performance HALL**  
330 East 4th Street  
FORT WORTH, TX 76102

**VENUE CONTACT:**  
Steven P. Truitt  
817-810-9295

**CLIENT:**

This is a representation of design concepts only. Chad R. Jung takes no responsibility and herewith disclaims liability for any injury resulting from the implementation of these concepts. All work indicated by this drawing must be done in compliance with all applicable federal, state and local fire, safety and electrical codes. The lighting designer and his staff are responsible for visual design of the lighting and are not responsible for structural or electrical accidents resulting in injury or damage. All concepts, ideas, and design elements shown on this drawing and all other documentation or related materials are the property of Chad R. Jung and may only be used for this production. The resultant design may not be reproduced without written approval by Chad R. Jung.

**CHOREOGRAPHY:**  
Bruce Wood

**DIRECTOR:**

**STAGE MANAGER:**  
Debbie Barr

**SCENE DESIGN:**

**TD:**

**ASSISTANT:**  
Barrett Lowe

**MASTER ELECTRICIAN:**

**FILE NAME:**  
BWDC Light Plot April 06

**Drawn By:**  
cRj  
chadol1@yahoo.com  
817-291-5849

**DATE OF DRAWING:**  
4-18-06

**DRAWING:**  
Light Plot

**SCALE:**  
1/4" = 1'-0"

**SHEET:**  
1 OF 1